

1 curve 6 blocks 100's of ideas!

by Jen Carlton Bailly of bettycrockass

In this class we will take a simple curved block and mix it up using all different methods of patchwork. We will explore improv, slice & insert, circle in circle, stripes, and even some triangles. Once the blocks are sewn up we'll explore different ways to put the finished blocks together to create a design that's uniquely yours!



Kit Fee


\$30 for complete set of acrylic templates

Sewing Supplies

- 28 mm rotary cutter
- Spinning Cutting Mat (optional but used frequently and recommended)
- 50 or 80 weight thread
- Fine pins (optional but used frequently and recommended)
- Sewline (or your favorite) glue stick
- Square up rulers in 3.5 and 6.5 (optional but used frequently and recommended)


any questions, contact Jen at bettycrockerass.com

Fabric Requirements for each block:



12 " block Slice and Insert: *Pre cut as listed below.*

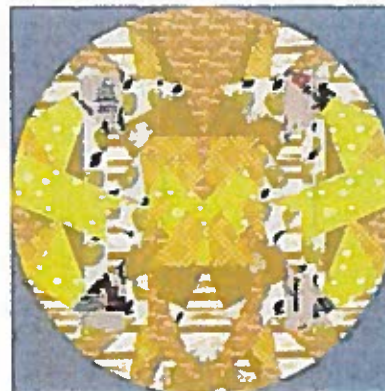
- 4 prints or solid measuring 6 ½" squares cut
- 1 Fat Quarter for the background
- 2 strips of fabric 14" by 1 ¼"
- Uses a 6 ½" template



Patchwork Curve: *feel free to work ahead and create four sets of patchwork squares measuring 6.5"*

- 36 squares measuring 2.5" square
- 1 Fat Quarter for the background
- Uses a 6 ½" template


Note: Think about using different colors as shown in the example. This is a fantastic scrap buster!



Improv Curve: *feel free to work ahead and create a large piece of improv "fabric" measuring at least 14 inches square*

Scraps! Bring lots of scraps. We will be making fabric improv blocks measuring about 7 inches four times.

- Fat Quarter for the background
- Uses a 6 ½" template




Curve in Curve: *pick a variety of fabrics that make you happy! Pre cut as listed below.*

- 4 background pieces measuring 7" square each
- Several Prints or solids at least 6 ½" square
- 1 Fat Quarter for the background
- Uses a all sizes of templates



HST Curve: *Pre cut as listed below.*

- 2 pieces at 7" square for foreground
- 2 pieces at 7" square for the background
- 4 prints or solids measuring 3 ½" square
- Uses a 3 ½" template



Pendant: *Pre cut as listed below.*

- 2 pieces at 7" square for foreground
- 2 pieces at 7" square for the background
- 4 prints or solids measuring 3 ½" square
- Uses a 3 ½" template